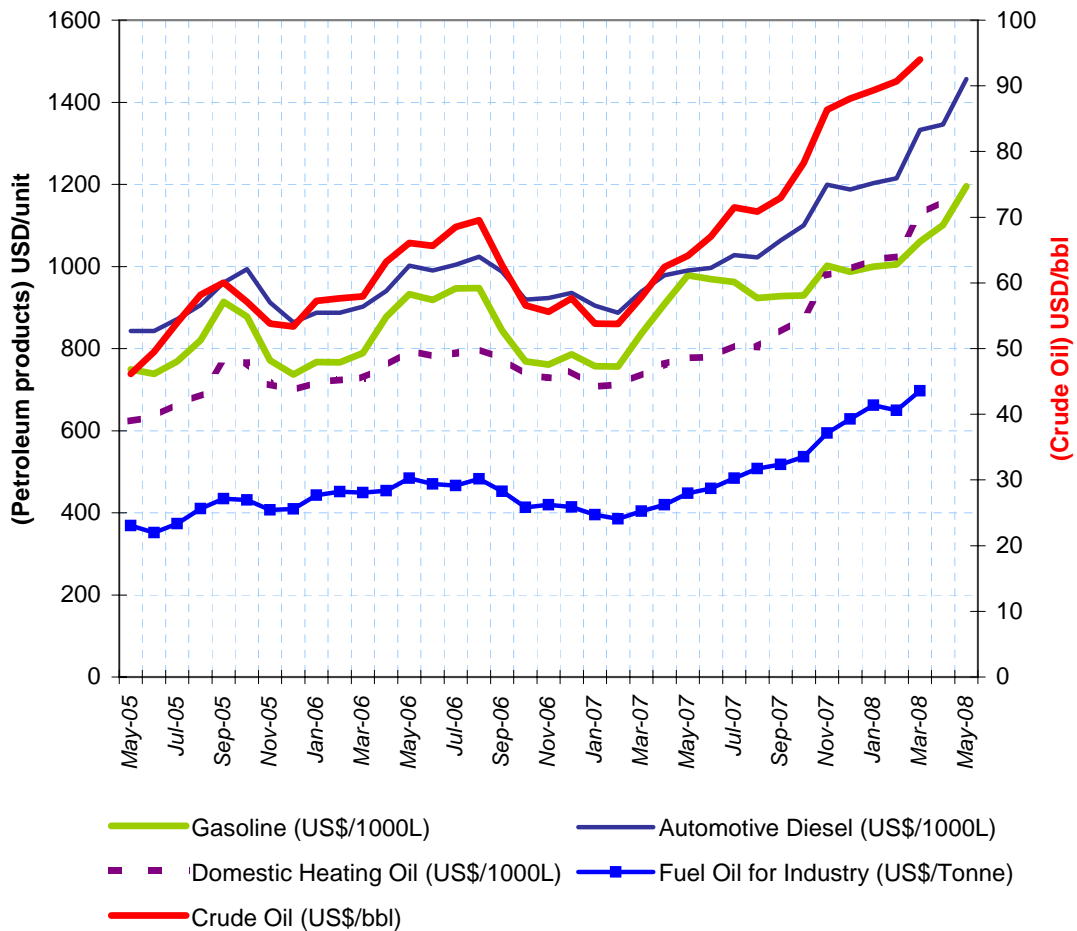




END-USER PETROLEUM PRODUCT PRICES AND AVERAGE CRUDE OIL IMPORT COSTS

May 2008

INTERNATIONAL ENERGY AGENCY
AGENCE INTERNATIONALE DE L'ENERGIE
9, rue de la Fédération, 75739 PARIS CEDEX 15 FRANCE
prices@iea.org



* Weighted average price including taxes using current exchange rates for France, Germany, Italy, Spain, UK, Japan, Canada and USA.

For the two most recent months, consumption is estimated based on the previous year.

© OECD/IEA, 2008

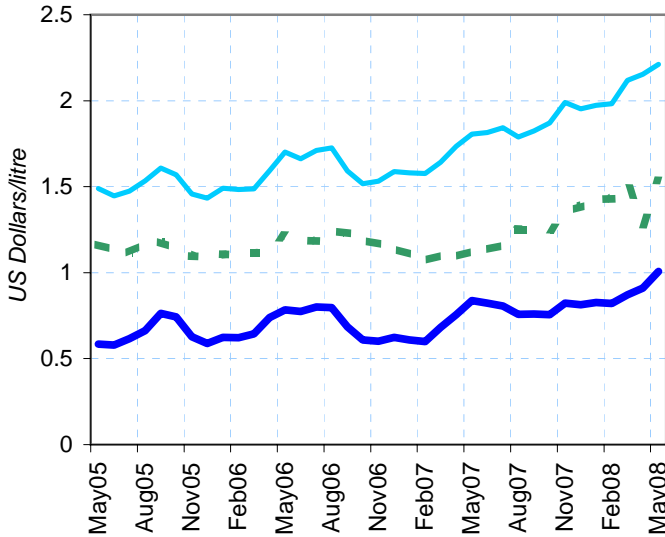


END-USER PETROLEUM PRODUCT PRICES AND AVERAGE CRUDE OIL IMPORT COSTS

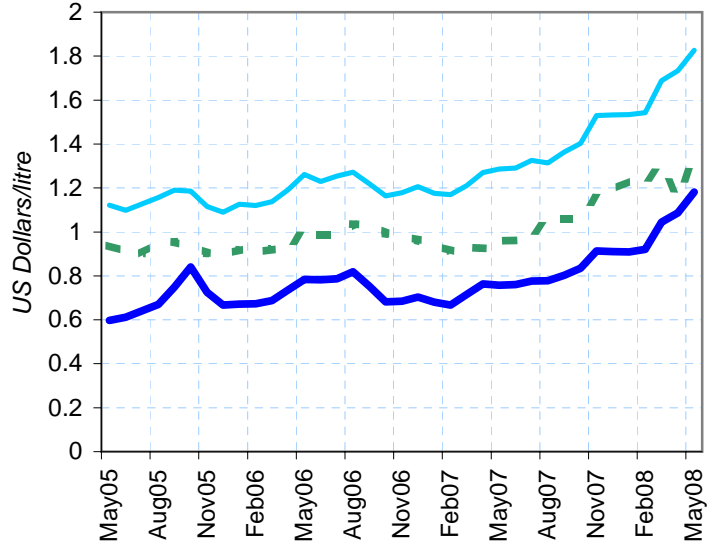
May 2008

END-USE PRICES FOR PETROLEUM PRODUCTS *

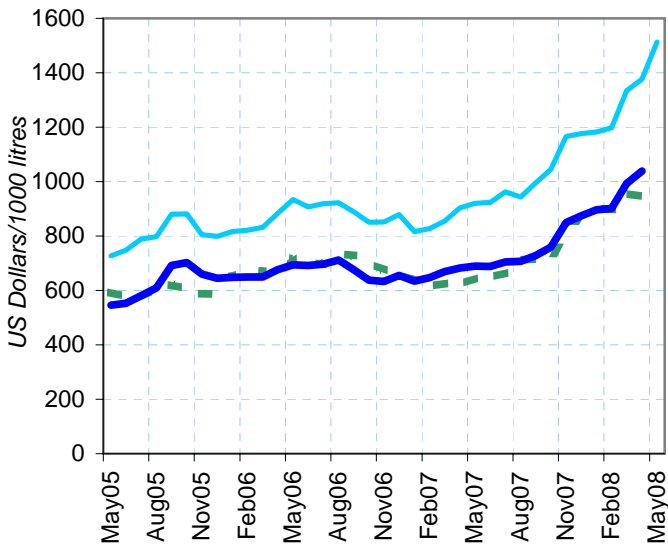
GASOLINE



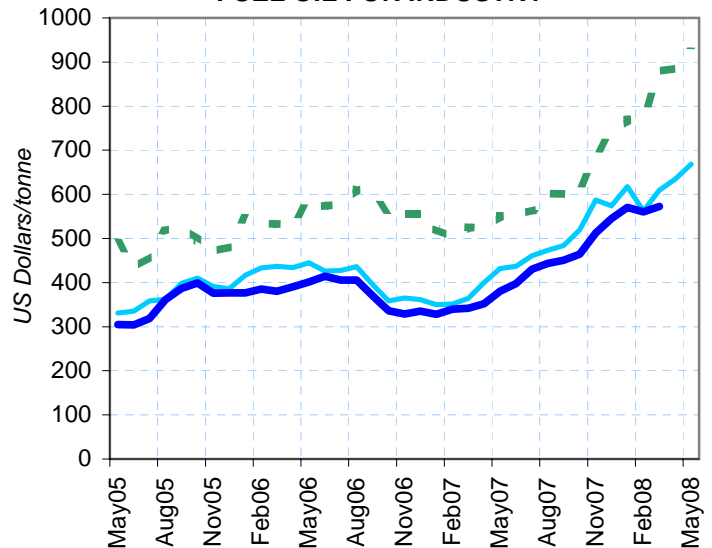
DIESEL



DOMESTIC HEATING OIL



FUEL OIL FOR INDUSTRY



■ Japan — Europe — North America

* Europe includes France, Germany, Italy, Spain and the United Kingdom; North America includes the United States and Canada.

Weighted average price including taxes. For the two most recent months, consumption is estimated based on the previous year.



END-USER PETROLEUM PRODUCT PRICES AND AVERAGE CRUDE OIL IMPORT COSTS

May 2008

AVERAGE END-USE PRICES *

	NATIONAL CURRENCY *						US DOLLARS					
	Total Price	% change from		Ex-Tax Price	% change from		Total Price	% change from		Ex-Tax Price	% change from	
		Apr-08	May-07		Apr-08	May-07		Apr-08	May-07		Apr-08	May-07
GASOLINE ¹ (Price per Litre)												
France	1.427	3.8	8.7	0.587	7.9	18.3	2.218	2.3	25.0	0.912	6.3	36.1
Germany	1.461	4.1	5.6	0.573	9.4	12.8	2.270	2.6	21.4	0.890	7.8	29.7
Italy	1.506	4.4	14.3	0.649	8.9	21.5	2.340	2.9	31.4	1.009	7.3	39.8
Spain	1.179	5.5	10.5	0.620	9.2	18.3	1.832	3.9	27.1	0.963	7.6	36.1
UK	1.114	3.4	17.1	0.444	7.5	36.6	2.186	2.5	15.9	0.871	6.5	35.1
Japan	160.0	22.1	17.6	98.6	2.6	30.3	1.535	20.0	36.3	0.946	0.8	50.9
Canada	1.278	8.3	14.0	0.954	10.8	18.4	1.276	9.8	24.6	0.952	12.3	29.4
USA	0.986	10.4	20.0	0.881	11.8	22.9	0.986	10.4	20.0	0.881	11.8	22.9
AUTOMOTIVE DIESEL ² (Price per Litre)												
France	1.145	7.2	28.4	0.717	12.0	53.9	1.779	5.6	47.6	1.114	10.4	76.9
Germany	1.188	7.3	23.8	0.718	12.7	46.5	1.846	5.7	42.3	1.116	11.1	68.5
Italy	1.208	6.0	28.1	0.780	9.6	48.0	1.877	4.4	47.3	1.212	8.0	70.2
Spain	1.057	8.2	30.0	0.755	11.9	47.7	1.643	6.6	49.5	1.173	10.2	69.9
UK	1.039	5.1	26.6	0.535	10.3	58.8	2.039	4.1	25.2	1.050	9.3	57.0
Japan	140.0	18.6	20.7	101.2	3.9	29.1	1.343	16.5	39.8	0.971	2.0	49.6
Canada	1.365	5.5	39.6	1.110	6.4	49.0	1.363	7.0	52.6	1.108	7.9	62.9
USA	1.156	8.5	56.2	1.033	9.7	67.2	1.156	8.5	56.2	1.033	9.7	67.2
DOMESTIC HEATING OIL (Price per 1000 Litres)												
France	925.67	11.2	49.0	717.37	12.1	55.0	1438.5	9.5	71.3	1114.8	10.5	78.2
Germany	898.21	12.6	52.1	693.45	13.9	59.4	1395.8	11.0	74.9	1077.6	12.2	83.3
Italy	1394.98	7.9	27.5	759.27	12.7	49.3	2167.8	6.3	46.6	1179.9	11.0	71.7
Spain	897.45	11.2	50.9	688.95	12.8	61.0	1394.6	9.6	73.5	1070.6	11.1	85.1
UK	628.35	13.5	64.6	521.53	15.8	81.9	1233.0	12.4	62.8	1023.4	14.7	79.9
Japan ³	100582	3.8	29.0	95792	3.8	29.0	964.8	2.0	49.5	918.8	2.0	49.5
Canada	1266	6.6	50.1	1137	6.6	50.1	1263.6	8.1	64.1	1135.3	8.1	64.1
USA
LOW SULPHUR FUEL OIL FOR INDUSTRY ² (Price per Metric Ton)												
France	433.72	9.3	47.0	415.22	9.8	50.2	674.0	7.7	69.1	645.3	8.2	72.7
Germany	379.34	4.6	50.4	354.34	4.9	56.0	589.5	3.0	73.0	550.6	3.4	79.3
Italy	463.47	8.6	38.8	432.08	9.3	42.8	720.2	7.0	59.6	671.5	7.7	64.3
Spain	434.37	5.7	32.1	419.37	5.9	33.6	675.0	4.1	51.9	651.7	4.3	53.6
UK	-	-	-	-	-	-	-	-	-	-	-	-
Japan	96249	6.1	44.4	91666	6.1	44.4	923.2	4.2	67.4	879.3	4.2	67.4
Canada
USA

1 Unleaded premium (95 RON) for France, Germany, Italy, Spain, UK; regular unleaded for Canada, Japan and the United States.

2 VAT excluded from prices for automotive diesel and low sulphur fuel oil when refunded to industry.

3 Kerosene for Japan.

* Prices for France, Germany, Italy and Spain are in Euro; UK in British Pounds, Japan in Yen, Canada in Canadian Dollars.

© OECD/IEA, 2008



END-USER PETROLEUM PRODUCT PRICES AND AVERAGE CRUDE OIL IMPORT COSTS

May 2008

AVERAGE END-USE PRICES *

	Jun07	Jul07	Aug07	Sep07	Oct07	Nov07	Dec07	Jan08	Feb08	Mar08	Apr08	May08
GASOLINE ¹ (Price per Litre)												
France	1.316	1.316	1.276	1.280	1.275	1.328	1.325	1.344	1.347	1.371	1.375	1.427
Germany	1.393	1.367	1.336	1.354	1.353	1.404	1.348	1.389	1.374	1.423	1.403	1.461
Italy	1.348	1.355	1.315	1.307	1.313	1.346	1.361	1.337	1.364	1.412	1.442	1.506
Spain	1.079	1.079	1.047	1.050	1.047	1.076	1.086	1.068	1.095	1.114	1.118	1.179
UK	0.966	0.964	0.958	0.948	0.972	1.005	1.027	1.036	1.041	1.061	1.077	1.114
Japan	139.0	141.0	146.0	144.0	145.0	150.0	156.0	154.0	153.0	153.0	131.0	160.0
Canada	1.066	1.064	1.012	1.018	0.989	1.040	1.042	1.058	1.070	1.102	1.180	1.278
USA	0.808	0.789	0.741	0.741	0.736	0.803	0.795	0.809	0.800	0.854	0.893	0.986
AUTOMOTIVE DIESEL ² (Price per Litre)												
France	0.904	0.915	0.915	0.926	0.938	0.997	1.008	1.014	1.004	1.057	1.068	1.145
Germany	0.971	0.962	0.960	0.989	1.002	1.082	1.076	1.069	1.062	1.118	1.107	1.188
Italy	0.960	0.968	0.977	0.985	1.004	1.043	1.072	1.046	1.064	1.115	1.140	1.208
Spain	0.824	0.834	0.830	0.843	0.853	0.891	0.913	0.907	0.918	0.970	0.977	1.057
UK	0.828	0.825	0.823	0.822	0.845	0.883	0.915	0.923	0.931	0.957	0.989	1.039
Japan	118.0	120.0	124.0	122.0	123.0	128.0	134.0	133.0	132.0	132.0	118.0	140.0
Canada	0.970	0.978	0.974	0.992	1.008	1.070	1.136	1.126	1.102	1.225	1.294	1.365
USA	0.742	0.757	0.759	0.780	0.807	0.885	0.882	0.880	0.892	1.020	1.065	1.156
DOMESTIC HEATING OIL (Price per 1000 Litres)												
France	631.58	639.05	638.95	660.95	679.11	750.80	769.18	779.98	771.42	822.13	832.76	925.67
Germany	599.91	618.69	617.36	648.03	648.97	714.63	720.77	725.67	735.56	783.31	797.67	898.21
Italy	1104.12	1115.95	1116.76	1132.22	1144.64	1207.36	1215.98	1210.44	1223.98	1285.21	1292.64	1394.98
Spain	606.27	620.36	625.47	626.75	658.00	719.91	735.92	736.04	742.93	798.61	806.79	897.45
UK	384.85	390.97	391.63	407.25	420.04	458.66	467.61	474.85	488.57	522.73	553.60	628.35
Japan ³	79578	80798	83070	82515	83568	88999	97368	97035	96203	96370	96869	100582
Canada	836.01	843.50	838.20	842.25	855.01	906.59	1002.50	1014.20	1024.75	1107.00	1187.25	1265.90
USA	676.50	692.40	695.80	714.80	741.80	837.20	857.80	881.50	881.80	977.20	1023.70	..
LOW SULPHUR FUEL OIL FOR INDUSTRY ² (Price per Metric Ton)												
France	304.86	327.94	326.21	328.37	340.49	383.32	382.63	378.92	375.16	381.81	396.82	433.72
Germany	258.08	270.65	287.29	290.15	300.30	327.53	346.91	365.00	352.63	365.81	362.75	379.34
Italy	344.50	366.56	364.96	362.88	372.27	417.82	410.98	426.34	410.72	419.27	426.72	463.47
Spain	340.90	360.28	367.49	356.70	356.98	388.14	399.80	427.88	390.62	409.17	411.14	434.37
UK	276.41	278.54	287.31	295.55	367.50	400.46	401.11	422.04
Japan	67744	68619	70275	69171	71359	76355	83539	82987	82987	88513	90723	96249
Canada
USA	397.45	430.46	443.05	450.32	464.58	512.41	544.86	570.31	560.24	572.55

¹ Unleaded premium (95 RON) for France, Germany, Italy, Spain, UK; regular unleaded for Canada, Japan and the United States.

² VAT excluded from prices for automotive diesel and low sulphur fuel oil when refunded to industry.

³ Kerosene for Japan.

* Prices for France, Germany, Italy and Spain are in Euro; UK in British Pounds, Japan in Yen, Canada in Canadian Dollars.

© OECD/IEA, 2008



END-USER PETROLEUM PRODUCT PRICES AND AVERAGE CRUDE OIL IMPORT COSTS

May 2008

AVERAGE END-USE TAXES *

	Jun07	Jul07	Aug07	Sep07	Oct07	Nov07	Dec07	Jan08	Feb08	Mar08	Apr08	May08
GASOLINE ¹ (Tax per Litre)												
France	0.818	0.818	0.811	0.812	0.811	0.820	0.819	0.822	0.827	0.831	0.831	0.840
Germany	0.877	0.873	0.868	0.871	0.871	0.879	0.870	0.877	0.874	0.882	0.879	0.888
Italy	0.789	0.790	0.783	0.782	0.783	0.788	0.791	0.787	0.791	0.820	0.846	0.857
Spain	0.545	0.545	0.540	0.541	0.540	0.544	0.546	0.543	0.547	0.550	0.550	0.559
UK	0.628	0.628	0.627	0.625	0.649	0.654	0.657	0.658	0.659	0.662	0.664	0.670
Japan	60.4	60.5	60.8	60.7	60.7	60.9	61.2	61.1	61.1	61.1	34.9	61.4
Canada	0.312	0.312	0.309	0.310	0.308	0.311	0.311	0.312	0.313	0.314	0.319	0.324
USA	0.105	0.105	0.105	0.105	0.105	0.105	0.105	0.105	0.105	0.105	0.105	0.105
AUTOMOTIVE DIESEL ² (Tax per Litre)												
France	0.426	0.426	0.426	0.426	0.426	0.426	0.426	0.426	0.428	0.428	0.428	0.428
Germany	0.470	0.470	0.470	0.470	0.470	0.470	0.470	0.470	0.470	0.470	0.470	0.470
Italy	0.423	0.423	0.423	0.423	0.423	0.423	0.423	0.423	0.423	0.426	0.428	0.428
Spain	0.302	0.302	0.302	0.302	0.302	0.302	0.302	0.302	0.302	0.302	0.302	0.302
UK	0.484	0.484	0.484	0.484	0.504	0.504	0.504	0.504	0.504	0.504	0.504	0.504
Japan	37.7	37.8	38.0	37.9	38.0	38.2	38.5	38.4	38.4	38.4	20.6	38.8
Canada	0.233	0.233	0.233	0.234	0.235	0.239	0.242	0.242	0.240	0.247	0.251	0.255
USA	0.122	0.123	0.123	0.123	0.123	0.123	0.123	0.123	0.123	0.123	0.123	0.123
DOMESTIC HEATING OIL (Tax per 1000 Litres)												
France	160.10	161.33	161.31	164.92	167.89	179.64	182.65	184.42	183.02	191.33	193.07	208.30
Germany	157.13	160.13	159.92	164.82	164.97	175.45	176.43	177.21	178.79	186.42	188.71	204.76
Italy	587.23	589.20	589.34	591.91	593.98	604.44	605.87	604.95	607.21	617.41	618.65	635.71
Spain	168.33	170.28	170.98	171.16	175.47	184.01	186.22	186.23	187.18	194.86	195.99	208.50
UK	95.23	95.52	95.55	96.29	96.90	98.74	99.17	99.51	100.17	101.79	103.26	106.82
Japan ³	3789	3848	3956	3929	3979	4238	4637	4621	4581	4589	4613	4790
Canada	84.88	85.64	85.10	85.51	86.81	92.04	101.78	102.97	104.04	112.39	120.54	128.52
USA
LOW SULPHUR FUEL OIL FOR INDUSTRY ² (Tax per Metric Ton)												
France	18.50	18.50	18.50	18.50	18.50	18.50	18.50	18.50	18.50	18.50	18.50	18.50
Germany	25.00	25.00	25.00	25.00	25.00	25.00	25.00	25.00	25.00	25.00	25.00	25.00
Italy	31.39	31.39	31.39	31.39	31.39	31.39	31.39	31.39	31.39	31.39	31.39	31.39
Spain	15.00	15.00	15.00	15.00	15.00	15.00	15.00	15.00	15.00	15.00	15.00	15.00
UK	74.36	74.36	74.36	74.36	135.16	135.16	135.16	135.16
Japan	3226	3268	3346	3294	3398	3636	3978	3952	3952	4215	4320	4583
Canada
USA

1 Unleaded premium (95 RON) for France, Germany, Italy, Spain, UK; regular unleaded for Canada, Japan and the United States.

2 VAT excluded from prices for automotive diesel and low sulphur fuel oil when refunded to industry.

3 Kerosene for Japan.

* Taxes for France, Germany, Italy and Spain are in Euro; UK in British Pounds, Japan in Yen, Canada in Canadian Dollars.

© OECD/IEA, 2008



END-USER PETROLEUM PRODUCT PRICES AND AVERAGE CRUDE OIL IMPORT COSTS

May 2008

AVERAGE CRUDE OIL IMPORT COSTS (USD/barrel)

	France	Germany	Italy	Spain	UK	Japan	Canada	USA
1988	..	15.26	14.86	14.42	14.92	15.47	15.48	14.33
1989	..	18.23	17.48	17.22	17.60	16.91	18.56	17.50
1990	..	23.17	23.23	21.88	22.92	22.64	24.15	21.07
1991	..	20.36	19.14	18.50	20.06	20.14	20.83	18.23
1992	18.94	19.13	18.30	17.31	19.07	19.30	19.46	17.73
1993	16.05	16.88	15.87	15.13	16.58	17.47	17.19	15.87
1994	15.76	15.81	15.49	15.24	15.83	16.48	16.30	15.06
1995	17.14	17.07	16.90	16.96	17.29	18.02	17.76	16.74
1996	20.82	20.68	20.53	20.45	21.08	20.55	21.26	20.16
1997	18.99	19.01	18.88	18.34	19.32	20.55	20.59	18.34
1998	12.43	12.48	12.21	11.80	12.64	13.68	13.15	12.02
1999	17.45	17.51	17.10	16.99	18.01	17.38	17.85	17.06
2000	28.18	28.09	27.77	27.16	28.45	28.72	29.10	27.54
2001	24.13	24.15	23.87	23.32	24.45	25.01	24.87	22.07
2002	24.63	24.40	24.34	23.95	24.58	24.96	24.97	23.52
2003	28.87	28.44	28.58	28.13	29.13	29.26	29.53	27.66
2004	37.61	36.65	36.60	36.03	37.75	36.59	38.13	35.86
2005	52.74	52.30	51.33	50.54	53.79	51.57	52.37	48.82
2006	63.69	63.29	62.50	60.99	65.00	64.03	64.33	59.15
2007	72.22	71.60	70.20	68.66	73.80	70.09	70.04	66.75
1Q2005	45.45	44.56	43.83	42.40	46.20	41.68	44.02	40.50
2Q2005	49.44	49.13	48.56	47.41	49.76	50.56	49.84	45.87
3Q2005	59.50	59.45	57.31	57.17	60.94	57.23	58.47	55.95
4Q2005	56.35	55.86	54.62	54.34	57.22	56.92	57.11	52.94
1Q2006	60.84	60.02	58.99	58.35	61.26	60.21	59.69	54.39
2Q2006	67.48	66.73	66.01	64.58	68.81	65.80	67.41	63.12
3Q2006	68.27	68.09	67.76	64.39	69.86	70.62	69.26	64.71
4Q2006	58.65	58.19	57.74	56.63	59.64	60.04	59.67	53.69
1Q2007	57.33	56.78	55.34	51.88	57.85	57.55	56.94	53.38
2Q2007	67.75	67.33	66.22	65.60	69.22	65.80	65.43	61.77
3Q2007	74.39	74.39	72.94	72.08	75.89	71.55	73.60	70.07
4Q2007	88.20	87.81	86.36	85.74	89.41	84.76	86.45	81.36
1Q2008	96.82	96.60	94.75	94.62	98.59	93.46	94.48	86.44
Mar-06	60.75	59.85	58.81	59.20	60.93	61.15	59.31	54.63
Apr-06	67.36	66.85	65.60	64.66	69.69	62.38	65.73	60.78
May-06	68.21	67.27	66.79	64.33	69.06	67.53	70.03	64.31
Jun-06	66.88	66.08	65.73	64.77	67.76	68.07	67.10	64.27
Jul-06	70.87	70.79	69.08	64.33	73.01	68.89	70.00	67.21
Aug-06	71.08	71.68	71.30	67.91	73.15	72.40	72.21	66.92
Sep-06	61.61	61.45	63.11	61.27	62.23	70.57	65.11	59.94
Oct-06	57.53	56.78	56.87	56.68	57.71	62.29	59.13	53.86
Nov-06	57.58	57.50	56.36	54.71	58.02	58.91	58.29	52.71
Dec-06	60.77	60.28	59.92	58.24	62.59	59.06	61.66	54.42
Jan-07	54.98	53.66	53.24	51.14	53.27	59.62	55.89	51.48
Feb-07	56.77	56.32	53.93	47.77	57.39	54.34	55.89	52.52
Mar-07	61.12	60.38	58.61	57.33	62.65	58.25	59.38	56.04
Apr-07	65.72	65.67	64.51	64.15	67.75	62.38	65.96	59.63
May-07	67.49	66.33	65.20	64.43	68.04	67.16	64.11	61.46
Jun-07	70.45	70.23	68.91	68.57	72.66	67.84	66.48	64.47
Jul-07	75.47	76.48	73.83	72.40	78.03	70.39	73.50	69.07
Aug-07	72.38	70.95	71.03	70.14	73.42	72.22	73.44	69.57
Sep-07	75.25	75.76	74.10	73.60	77.13	72.19	73.88	71.53
Oct-07	81.51	81.86	79.37	78.99	83.79	78.16	79.39	75.75
Nov-07	91.08	91.08	89.46	89.66	92.41	84.27	89.91	84.08
Dec-07	91.38	90.74	90.53	88.96	92.82	91.37	91.73	83.74
Jan-08	93.62	92.13	91.11	90.56	93.59	91.18	92.22	85.97
Feb-08	94.79	94.34	92.22	92.72	96.26	93.06	92.35	87.05
Mar-08	102.68	102.64	100.96	101.28	103.87	96.15	100.50	86.35