



ABENGOA

Market Update

November, 2014

- This presentation contains forward-looking statements (within the meaning of the U.S. Private Securities Litigation Reform Act of 1995) and information relating to Abengoa that are based on the beliefs of its management as well as assumptions made and information currently available to Abengoa.
- Such statements reflect the current views of Abengoa with respect to future events and are subject to risks, uncertainties and assumptions about Abengoa and its subsidiaries and investments, including, among other things, the development of its business, trends in its operating industry, and future capital expenditures. In light of these risks, uncertainties and assumptions, the events or circumstances referred to in the forward-looking statements may not occur. None of the future projections, expectations, estimates or prospects in this presentation should be taken as forecasts or promises nor should they be taken as implying any indication, assurance or guarantee that the assumptions on which such future projections, expectations, estimates or prospects have been prepared are correct or exhaustive or, in the case of the assumptions, fully stated in the presentation.
- Many factors could cause the actual results, performance or achievements of Abengoa to be materially different from any future results, performance or achievements that may be expressed or implied by such forward-looking statements, including, among others: changes in general economic, political, governmental and business conditions globally and in the countries in which Abengoa does business; changes in interest rates; changes in inflation rates; changes in prices; decreases in government expenditure budgets and reductions in government subsidies; changes to national and international laws and policies that support renewable energy sources; inability to improve competitiveness of Abengoa's renewable energy services and products; decline in public acceptance of renewable energy sources; legal challenges to regulations, subsidies and incentives that support renewable energy sources; extensive governmental regulation in a number of different jurisdictions, including stringent environmental regulation; Abengoa's substantial capital expenditure and research and development requirements; management of exposure to credit, interest rate, exchange rate and commodity price risks; the termination or revocation of Abengoa's operations conducted pursuant to concessions; reliance on third-party contractors and suppliers; acquisitions or investments in joint ventures with third parties; unexpected adjustments and cancellations of Abengoa's backlog of unfilled orders; inability to obtain new sites and expand existing ones; failure to maintain safe work environments; effects of catastrophes, natural disasters, adverse weather conditions, unexpected geological or other physical conditions, or criminal or terrorist acts at one or more of Abengoa's plants; insufficient insurance coverage and increases in insurance cost; loss of senior management and key personnel; unauthorized use of Abengoa's intellectual property and claims of infringement by Abengoa of others intellectual property; Abengoa's substantial indebtedness; Abengoa's ability to generate cash to service its indebtedness; changes in business strategy; and various other factors indicated in the "Risk Factors" section of Abengoa's Form 20-F for the fiscal year 2013 filed with the Securities and Exchange Commission on March 19, 2014. The risk factors and other key factors that Abengoa has indicated in its past and future filings and reports, including those with the U.S. Securities and Exchange Commission, could adversely affect Abengoa's business and financial performance.
- Should one or more of these risks or uncertainties materialize, or should underlying assumptions prove incorrect, actual results may vary materially from those described herein as anticipated, believed, estimated, expected or targeted.
- Abengoa does not intend, and does not assume any obligations, to update these forward-looking statements.
- This presentation includes certain non-IFRS financial measures which have not been subject to a financial audit for any period.
- The information and opinions contained in this presentation are provided as at the date of this presentation and are subject to verification, completion and change without notice.

1

The Company's consolidated financial statements reflect 100% of its outstanding debt

2

The Green Bond is guaranteed on a senior basis by Abengoa, S.A. and certain subs, like all the other HY bonds issued (pari-passu). The guarantees are outstanding during the whole life of the bond

3

For the Company, however, the Green bond proceeds are restricted to be used as bridge loans in eligible green projects. Long-term non-recourse financing will be replacing these temporary bridge loans

4

Abengoa has never failed to close non-recourse financing on any of its long-term concessional assets

5

Rationale for "non-recourse in process" has been to make a distinction between general corporate purposes guaranteed debt and project specific debt. Such rationale has been explained in our annual financial statements since 2002

6

Covenant of Syndicated Loan specifically excludes any non-recourse in process debt. Current covenant at 2.15x vs the limit of 3.0x (Sep'14) ==> Significant covenant headroom

7

All non-recourse in process financing (1,592 M€) is invested in low risk concessional assets under construction, with an enterprise book value of 1,875 M€

1

Commitment to maintain consistency in our quarterly presentations, which will include the following:

- Complete split of our debt by different type: corporate, non-recourse in process and non recourse
- Corporate and Consolidated Cash Flows
- Book value of concessional assets under construction

2

Commitment to publish a full set of quarterly financial statements

3

Maintain our corporate leverage target of 2.0x for 2014 and 2015

4

Establish a new leverage target including non-recourse debt in process of <5.0x in 2014 and <4.5x in 2015

5

Use current liquidity to selectively buy-back some of our outstanding bonds at current prices

The nature of the Green Bond Issue is similar to other bridge financing that has been considered non-recourse in the past

Nature

- To finance, in whole or in part, existing and future Eligible Green Projects until the long-term funds associated to those projects are obtained
- In case of project divestment and, in any case, once the long-term funds associated to the projects in question are obtained, net proceeds will be used to finance other Eligible Green Projects

Use of Proceeds (as of Sep.30)

- To repay/replace more expensive bridge loans in Brazil and Mexico
- Remaining portion in cash at the project level

N/R Debt in Process Accounting Rationale

- Consistent with current accounting policies and to reflect the way the business is managed, the bond debt was treated as NR financing in process for accounting and financial presentation purposes
- Treatment included in the information audited by auditors (PWC and Deloitte) under IFRS
- Specific references to disclosure since 2002 in Annual Report

There are two type of instruments in Non Recourse Debt in Process

Bridge Loans





- Provided directly **to SPV by bank**
- **Same contractor guarantees** as a project finance (technical guarantees) but it **also has sponsor's guarantee** in case that long-term debt is not raised
- In last 20 years, 110 projects constructed with a total of ~12.6 B€ of project finance debt raised, **never having failed to convert a bridge loan**
- **Guarantees** cover:
 - ✓ Non-compliance with **construction schedule** (same as project finance)
 - ✓ Non-compliance with **project finance formalization** schedule (minimal, given that **conversion is assured** from the beginning)

Green Bond Corp Facilities Bridge Loan

- Provided **to a corporate entity**
- **Same use of proceeds as Bridge Loans:** bridging debt in projects

Requirement for Both

- **Repaid with** the proceeds of the **long-term loan** once it is closed
- **Requirements** to obtain them:
 - ✓ Award of a **concessional agreement**
 - ✓ **Investment** to be made based on completion of **project milestones**
 - ✓ Some **commitment of a financial entity** to grant project finance

	Use	Repayment	Corporate Guarantees	Net Leverage Targets 2014 & 2015
Corporate Debt	Corporate CAPEX and General Corporate Purposes	Corporate Cash/EBITDA		Corp. Net Debt 2.0x
N/R Debt In Process	Short Term/Bridge Financing of Project Debt	Long Term Project Financing		Corp. Net Debt + N/R in Process 2014 <5.0x 2015 <4.5x
N/R Debt	Long Term Financing of Project	Project Finance Cash Flow		

N/R Debt in Process (Q3 2014PF)

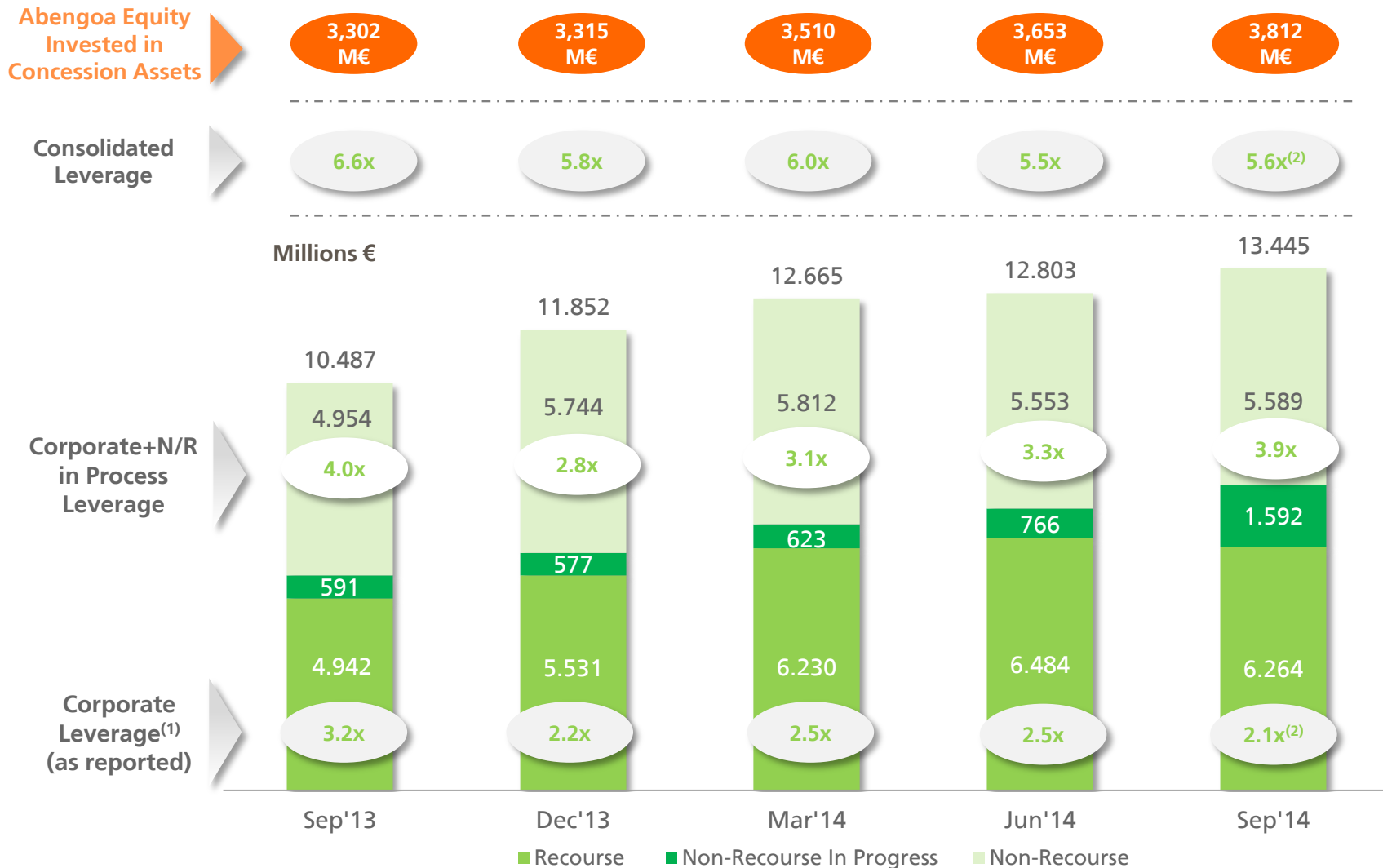
Sources (€m)		Uses (€m)	
Project specific Bridge Loans	854	Cash	135
Green Bond	495	Invested in Projects	1,457
Revolving Bridge Facilities	243		
Total Sources	1,592	Total Uses	1,592

+ Sept 2014- Nov 2014

Tranch B drawn	481	Invested in Projects	481
Total Sources	2,073	Total Uses	2,073

N/R Debt in Process - Project List (Q3 2014)

€ in Millions		N/R Debt in Process	Current Book Value of Asset	Maturity	Expected Closing date L/T N/R finance
Asset	Country				
Hosp. Manaus	Brazil	35	70	Jun-15	Mar-15
Cadonal	Uruguay	47	47	May-15	Nov-14
ATN's	Peru	32	32	Jun-15	Jun-15
ATE XVI	Brazil	109	371	Sep-15	Sep-15
ATE XVII	Brazil	30	57	Jul-15	Jul-15
CSP Chile	Chile	159	284	Ago-15	Ago-15
Zapotillo	Mexico	238	240	Feb-15	Jan-15
A3T	Mexico	79	258	Dec-15	Jun-15
Bridge Loan		729			
T&D Brazil	Brazil	492	517	Sep-19	Sep-15/Mar17
A3T	Mexico	111	included above	Dec-15	Jun-15
CSP Chile	Chile	125	included above	Mar-17	Dec-15
Green Bond and Others		728			
Total		1,457	1,875		

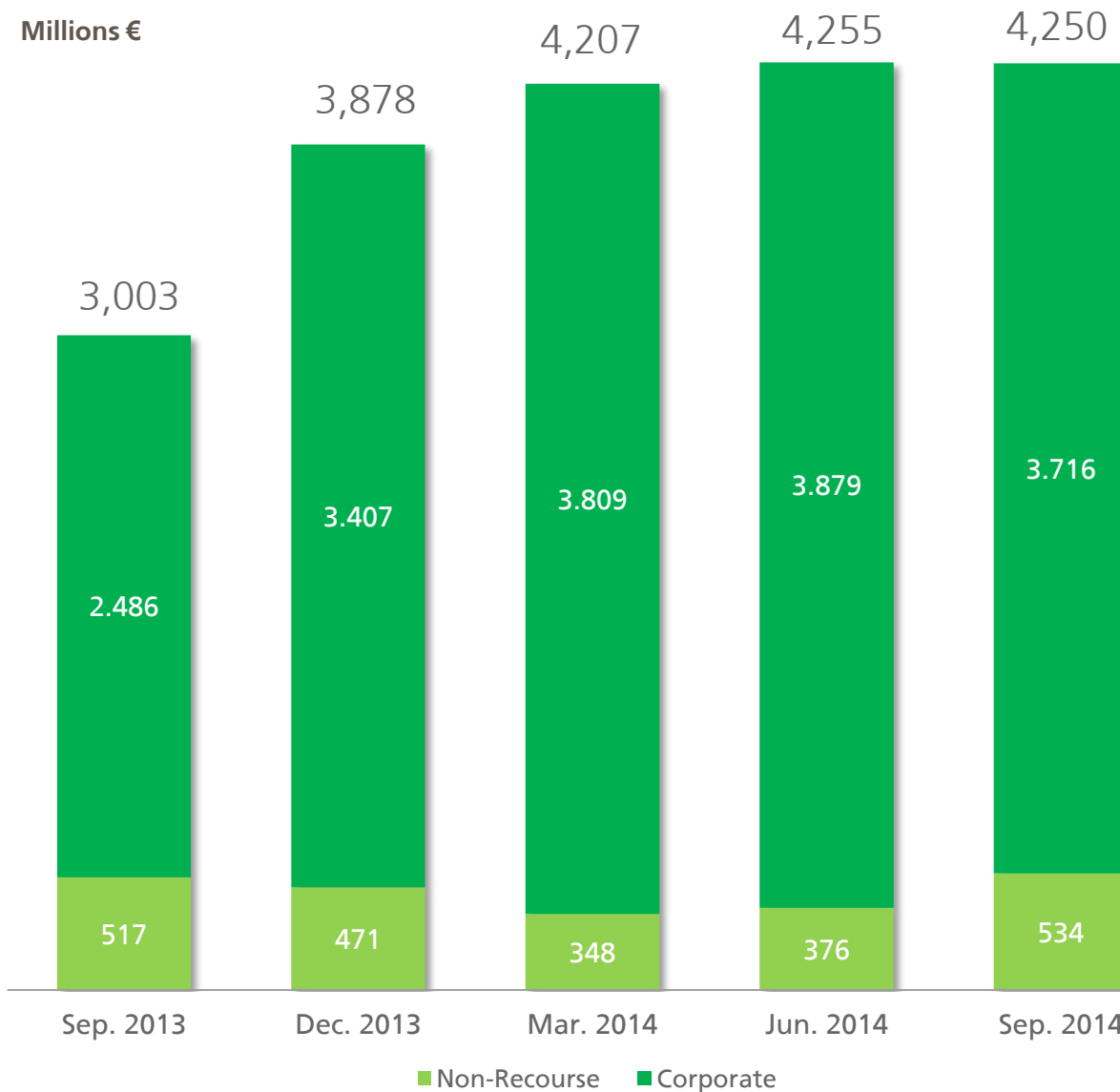


(1) Corporate Debt does not include Other Loans & Borrowings

(2) Pro-forma ratio: adjusted by the 250 M€ of cash to be collected from the sale of 3 assets to ABY. Without considering it, the corporate leverage ratio is 2.3x and the consolidated leverage ratio is 5.7x

Millions €	Sept. 2013	Dec. 2013	Pro Forma Sep. 2014 ⁽¹⁾	
Net Corporate Debt	Corporate Debt	4,942	5,531	6,264
	Corporate Cash, Equiv. & STFI	(2,486)	(3,407)	(4,139)
	Corporate Net Debt	2,456	2,124	2,125
	Corporate Net Leverage	3.2x	2.2x	2.1x
Non- Recourse Debt	Non-recourse Debt	4,954	5,744	5,589
	Non-recourse Debt in Process	591	577	1,592
	Non-recourse Cash Equiv. & STFI	(517)	(471)	(534)
	Total Net Non-recourse debt	5,028	5,850	6,647
Total	Total Net Debt Position	7,484	7,974	9,022
	Total Net Leverage	6.6x	5.8x	5.6x
	Excl. pre-operational debt	3.8x	4.0x	3.5x
	Pre-operation debt	3,183	2,481	3,192
	Total Consolidated LTM EBITDA	1,142	1,365	1,575
	Total Corporate LTM EBITDA	770	978	1,027

(1) Pro-forma: adjusted by the 250 M€ of cash to be collected from the sale of 3 assets to ABY. Without considering it, the corporate leverage ratio is 2.3x, the consolidated leverage ratio is 5.7x and the consolidated leverage ratio excluding preoperational debt is 3.7x



Corporate Liquidity

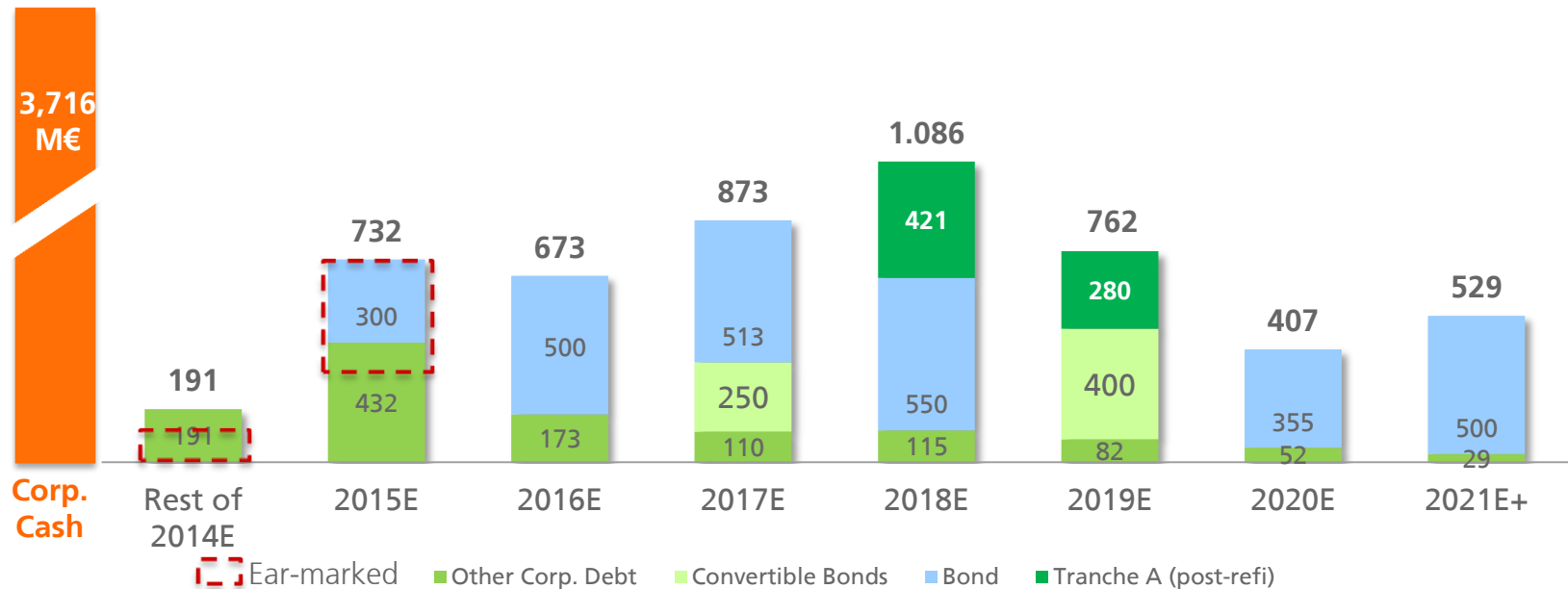
- Freely available €2,716m, including €601M of Ear-marked for debt repayment
- Linked to suppliers payments ~€1,000m

And additionally Treasury Stock of €173 m

Non-Recourse Cash

- Freely available €337m
- DSRA €197m

Sept 30, 2014 Pro-forma Recourse Maturity (€m)

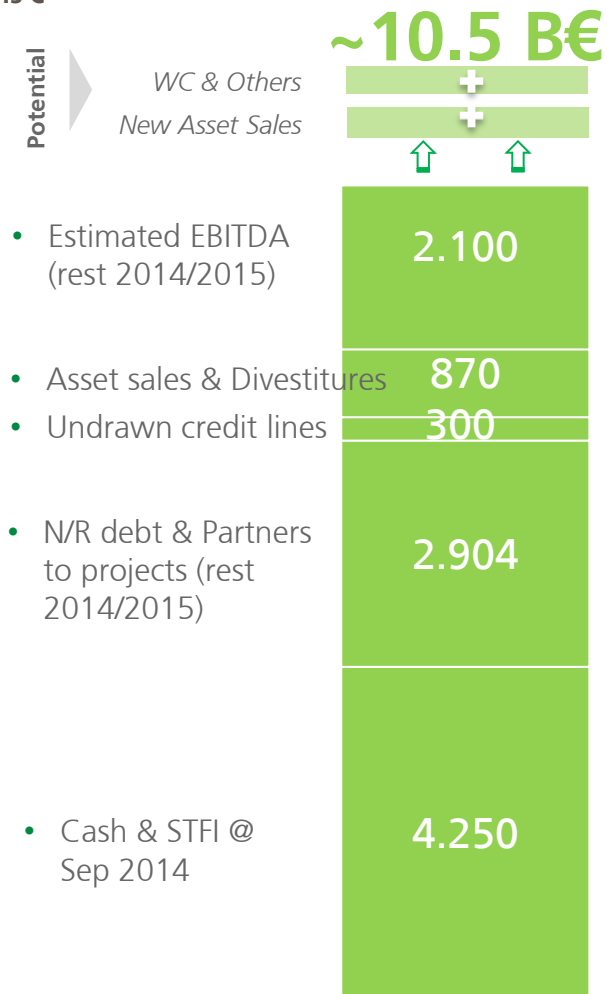


Action Plan

- Use current liquidity to selectively buy-back some of our outstanding bonds at current prices
- 601 M€ of cash earmarked for debt repayment
- Refinancing of Syndicate Loan with Tranche A
 - ~1,400 M€ refinancing achieved
 - ~500 M€ repaid in October '14
 - Tranche A maturity @Oct'14
 - 421 M€ in 2018
 - 280 M€ in 2019

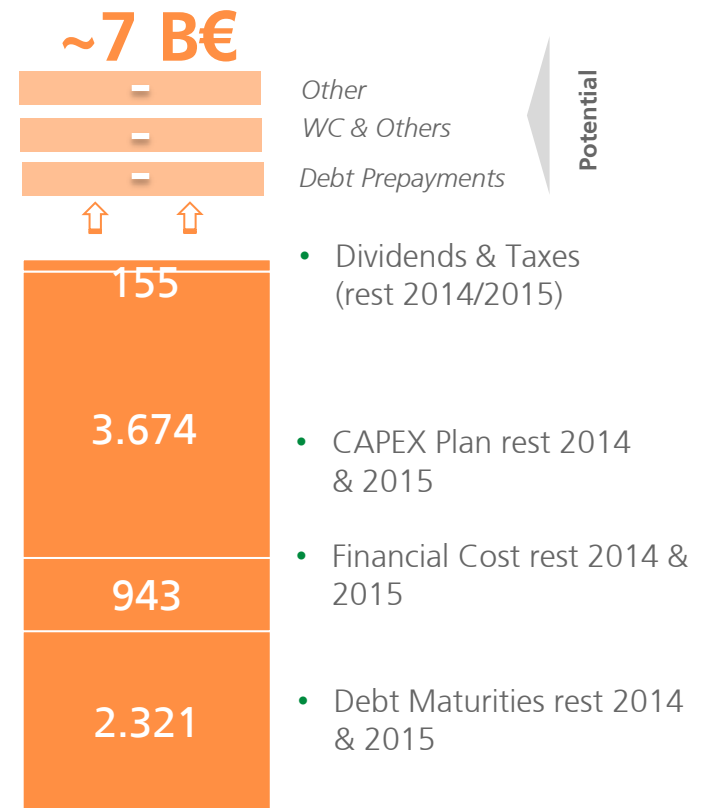
Main Sources of Liquidity

Millions €



Main Uses of Liquidity

Millions €



	FitchRatings	MOODY'S	STANDARD & POOR'S RATINGS SERVICES
	B+/negative	B2/stable	B/positive
Metrics	Corporate Adjusted Net Debt Leverage	Consolidated Adjusted Net Debt Leverage	Consolidated Adjusted Net Debt Leverage
Non recourse Debt in Process	Green Bond included in corporate debt (PR on Nov 14)	No Expected Impact	No Expected Impact

Reviewed by Fitch recently:

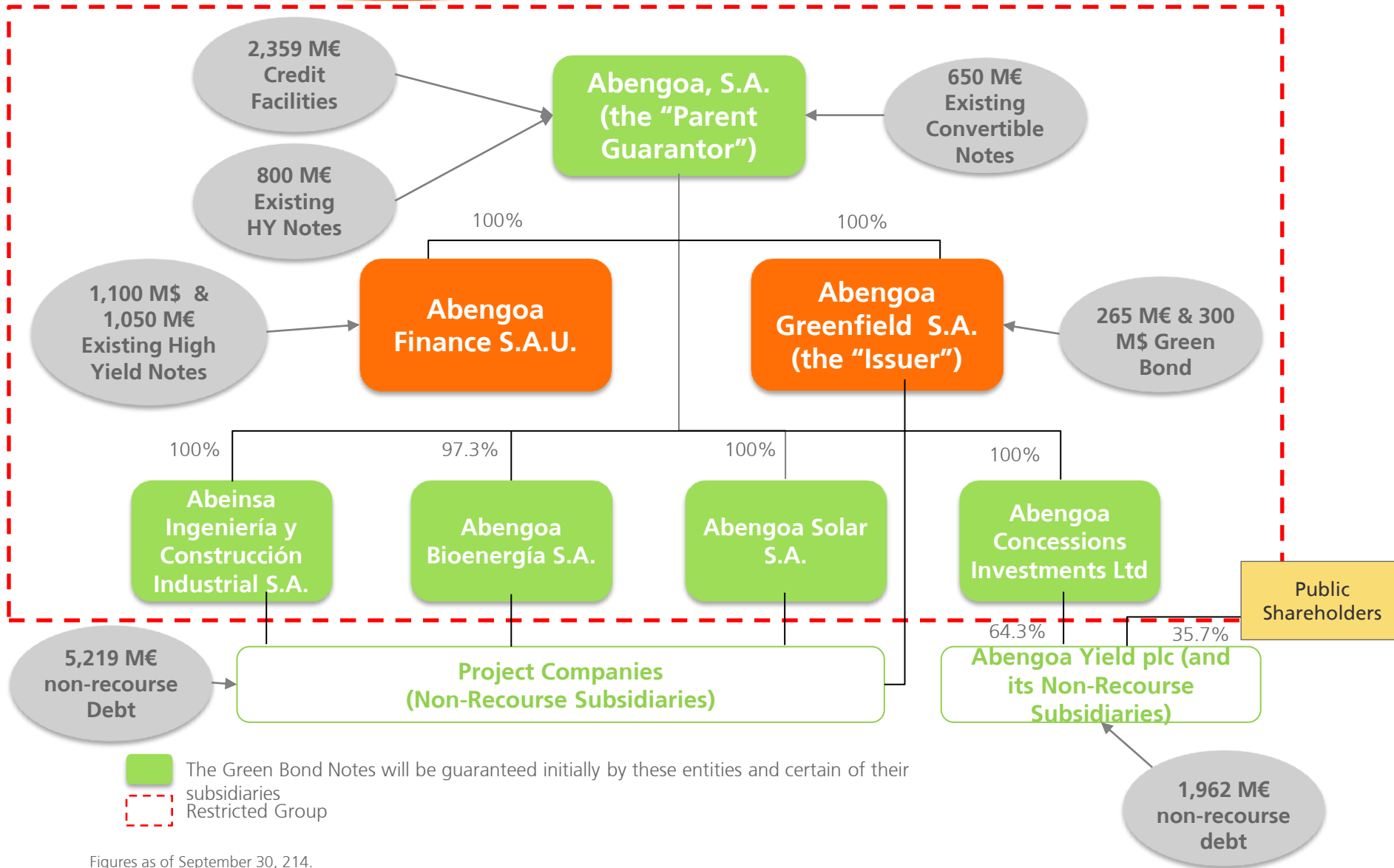
- > Accounting of Green Bond analyzed by Fitch in advance
- > Fitch Corporate adjusted leverage (4.0x) includes the 500 M€ Green Bond and other additional debt adjustments
- > Fitch confirmed 'B+' / Negative rating on October 21st, 2014

- 1 Business remains the same; strong positive outlook
- 2 Sound financial health underpinned by strong liquidity position
- 3 Accounting for non-recourse debt in process unchanged for 12 years
- 4 Reaffirmed support from key relationship banks
- 5 Commitment to increase disclosure in our financial presentation

Appendix

ABENGOA

Confirmation of Green Bond Ranking



Figures as of September 30, 214.



ABENGOA

Thank you